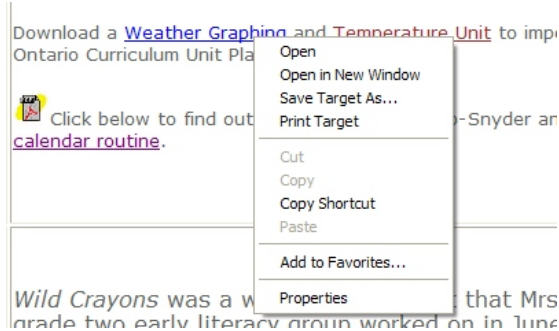


Downloading Ontario Curriculum Units from the Internet

1. a) Right click (CTRL-Click on a Mac) on link and choose **Save Target As...**

b) Choose the location in which you would like to save the file (e.g. Desktop) and click on **Save**.

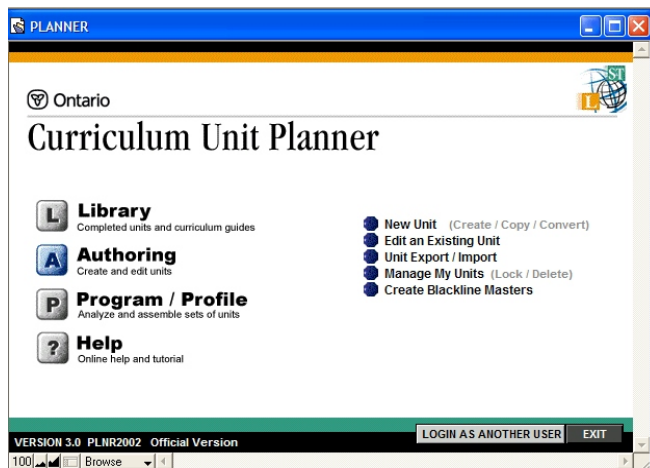
The unit will appear in the location in a file that is zipped.



2. a) **Open** the Ontario Curriculum Unit Planner.

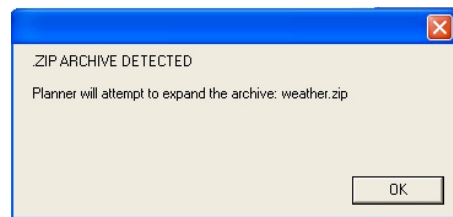
b) Click on **Authoring**.

c) Click on **Unit Export/Import**.

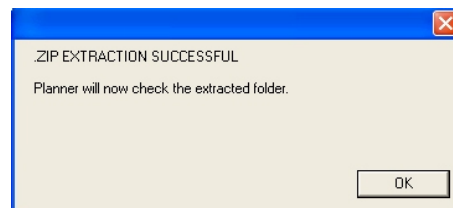


3. a) Choose **Import** - Click **Continue**.

b) Locate the location of the unit (e.g. Desktop) and double click on the zipped folder. The message below will appear. Click on **OK**.



c) The following message will appear. Once again click on **OK**.



4. A window will appear - Choose the option **View Now**. The contents of the curriculum unit will be displayed on the screen.