

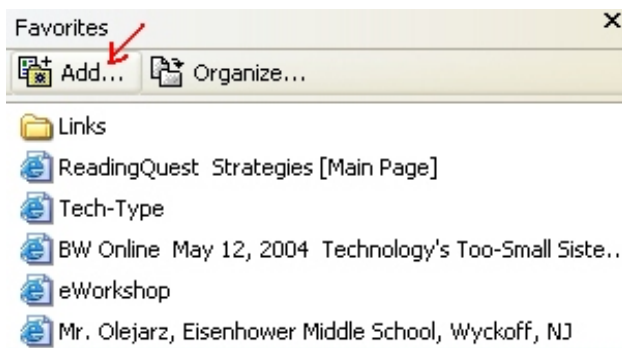
## Staying Organized - Favourites Folder

Occasionally, while sifting through the vast amount of information that is available on the Internet, you may find a site that you want to re-visit for future reference.



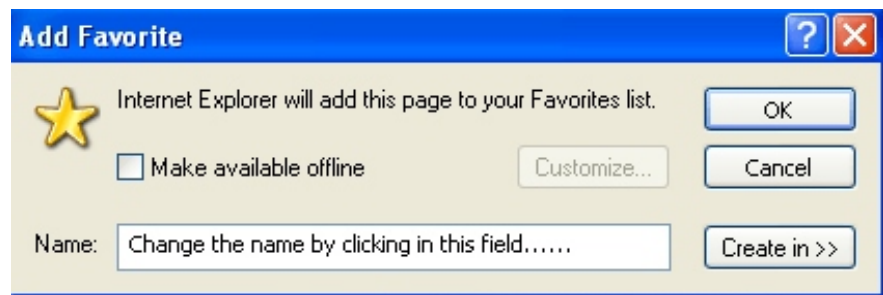
Internet Explorer has a function in which you can store the addresses of your favourite sites so that you can easily access them at a later time.

Browse the net until you find an interesting website. Click on the 'Favourites' button on your Internet Explorer tool bar.




Click on the 'Add' button to add the site to your Favourites folder.

You may rename the site if you wish.



The next time you want to visit this site, instead of having to remember the address or search out the site using a search engine, simply open your Favourites folder and click on the link.



The folder may be closed by clicking on the X at the right side of the 'Favourites' frame.

If your list of favourite web sites starts to become lengthy, you can organize your sites even further by creating folders and dragging URLs into individual folders. Give it a try!