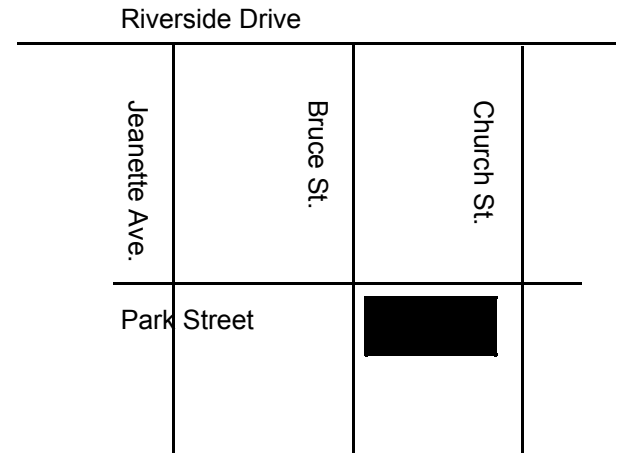
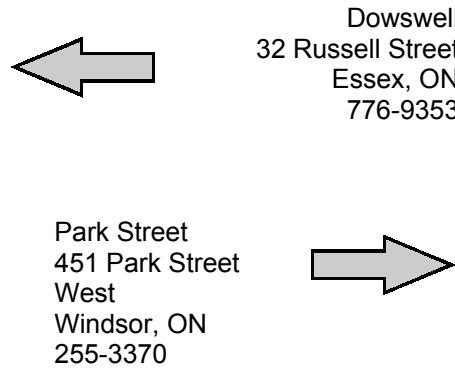
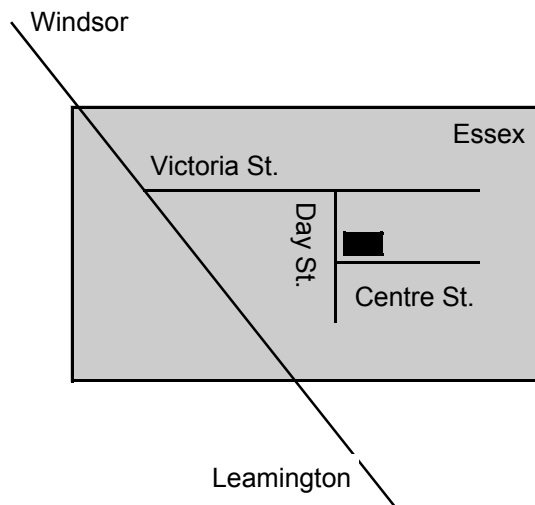


**Computer Professional Development Activities September–December 2001**



MON

TUE

WED

THU

FRI

September 2001

3	4	5	6	7
10	11	12	13 CIESC-Update on Initiatives	14 CIESC-Update on Initiatives
17	18	19	20	21
24	25	26	27	28
CIESC - Elementary	CIESC - Elementary	Photoediting with Adobe Photoshop Elements	CIESC-Update on Initiatives  Webpage Design with Homepage	

**CIESC—Elementary**

This session is designed to let each elementary school know the status of software licensing and acquisition as well as what new resources and materials are available to all elementary schools. An important part of these sessions is the sharing of classroom successes.

*Sept. 24—4:00—Park Street*  
*Sept. 25—4:00—Dowswell*

**CIESC Elementary  
—Update on Initiatives**

This session will focus on StudentVista or Macintosh Manager, the GECDSB Mathematics Internet Resources CD-ROM and any changes to eTeacher for the fall.

*Sept. 13—8:30—Dowswell*  
*Sept. 14—8:30—Dowswell*  
*Sept. 27—8:30—Park Street*

**A First Class Evening**

The First Class system is used by teachers and administrators to conduct their private electronic mail plus access to the Intranet structure for professional conferencing and connecting with other educators in the county, the city, and on the Internet. In this workshop, we will explore the various components with the goal of increasing connectivity among educators.

*Sept. 12—4:00—Park Street*  
*Sept. 13—4:00—Dowswell*

**Introduction to the Ontario Curriculum Unit Planner**

EDU has developed an Electronic Curriculum Planner to assist with the creating of Units and Profiles for the implementation of the Ontario Curriculum. In this workshop, we will explore the contents of the Curriculum Planner and the units that come as part of the package. Exploration of the Teacher Companions, Expectations, etc. will form a significant part of this session.

*Sept. 18—4:00—Park Street*  
*Sept. 19—4:00—Dowswell*  
*Sept. 20—4:00—Park Street*

**Photoediting with Adobe Photoshop Elements**

With the new Adobe Photoshop Elements software, your digital images no longer have to be a compromise. Use Photoshop Elements for editing, doctoring, and fixing things for desktop publishing, Hyperstudio, Presentations and the Web.

*Sept. 26—4:00—Dowswell*

**Webpage Design with Claris Homepage**

After you've surfed a bit, the next step is to create your own, your student's, or your school's presence on the Internet with a personally crafted Web Page. In this session, you'll learn the ins and outs of HTML writing and build a powerful page in the process. Consider the Internet as the ultimate publishing and multimedia experience.

*Sept. 27—4:00—Park Street*

MON

TUE

WED

THU

FRI

October 2001

1	2	3	4	5
Multimedia Authoring with Hyperstudio		Planning and Assessing with eTeacher	Planning and Assessing with eTeacher	
8	9	10	11	12
	Introduction to eTeacher	Introduction to eTeacher	Introduction to eTeacher	Introduction to Java Programming Minicourse
15	16	17	18	19
Multimedia Authoring with Hyperstudio	The Internet in Your Classroom	Introduction to eTeacher	Introduction to eTeacher	
22	23	24	25	26
Multimedia Authoring with Hyperstudio		Introduction to WebQuests	WebQuest Authoring	
29	30	31		
Multimedia Authoring with Hyperstudio  CIESC - Secondary	<b>Introduction to WebQuests</b> WebQuests are a technique designed to give students a successful directed Internet experience. In this workshop, we'll talk about what value the Internet provides for students and how to design a WebQuest to get the most from time spent online. Participants will also get a copy of the GECSB WebQuest Locator and use it to find curriculum relevant and appropriate sites for integrating the Internet into the classroom. <i>Oct. 24—4:00—Dowswell</i>			

### Multimedia Authoring with Hyperstudio Minicourse

One of the most powerful applications of language is the ability to tell a story in order to convey your message. The written word, illustrations, animations, and sound all combine with the computer to let your students compose their own multimedia stories with Hyperstudio. Applicants must attend all sessions.

*Oct. 1, 29—8:30—Dowswell*

*Oct. 15, 22—4:00—Dowswell*

### Planning and Assessing with eTeacher

OK, so you got your Report Cards done with eTeacher. Next steps -- consider using the Planning and Assessing portions of the eTeacher program to get the most from the Ontario Curriculum Planner. With the power of eTeacher, it all comes together

*Oct. 3—4:00—Park Street*

*Oct. 4—4:00—Dowswell*

### Introduction to eTeacher

The GECSB has licensed eTeacher for all of its elementary schools. In this session, we will explore the power of the program for the purpose of creating report cards that accurately report on student progress.

*Oct. 9—4:00—Dowswell*

*Oct. 10—4:00—Park Street*

*Oct. 11—4:00—Dowswell*

*Oct. 18—4:00—Park Street*

*Oct. 17—4:00—Dowswell*

### The Internet in Your Classroom

In this session, we will explore many Internet resources and tie these resources directly to curriculum and classroom activities. The value of WebQuests, Scavenger hunts, Ask an Expert experiences, the Science and Technology and Social Studies, History and Geography, Mathematics CD-ROMs and other teacher directed strategies to ensure that students access information wisely will form the basis for this session.

*Oct. 16—4:00—Dowswell*

### Introduction to Java Programming Minicourse

The new secondary school computer science curriculum puts demands on computer programming that Java addresses. In this Minicourse, we will address programming concepts, elementary and advanced along with assessment, evaluation and problem solving as it applies to the new ICS courses. Applicants must attend all sessions.

*Oct. 12, Nov 9, 23—8:30—Dowswell*

### WebQuest Authoring

This session is geared for those teachers who are using WebQuests to integrate the Internet into their classroom. In this session, you will create your own Webquest to address a specific curriculum need in your classroom. Participants should have a knowledge of WebQuests and web page authoring with Claris Homepage and bring appropriate resources to the workshop.

*Oct. 25—4:00—Park Street*

MON

TUE

WED

THU

FRI

November 2001

			<b>1</b>  Clayanimation in Hyperstudio Projects	<b>2</b>  Introduction to Java Programming Minicourse
<b>5</b>  Stupid Webpage Tricks	<b>6</b>  Photoediting with Adobe Photoshop Elements	<b>7</b>	<b>8</b>  What's New in Primary Math?	<b>9</b>
<b>12</b>  The Internet in Your Classroom	<b>13</b>  Advanced Hyperstudio	<b>14</b>  Surf Less, Find More	<b>15</b>  Software in the Junior Mathematics Classroom	<b>16</b>
<b>19</b>	<b>20</b>  Just Spreadsheets	<b>21</b>  Introduction to Filemaker Pro	<b>22</b>  Software in the Intermediate Mathematics Classroom	<b>23</b>  Introduction to Java Programming Minicourse
<b>26</b>  CIESC - Elementary	<b>27</b>  CIESC - Elementary	<b>28</b>  Making Movies	<b>29</b>	<b>30</b>

**Clayanimation in Hyperstudio Projects**

The ease and power of Hyperstudio lets all students become multimedia authors. With Clayanimation, students easily create their own "California Raisins" and add yet another layer of creativity to the classroom. Connections to the Arts Curriculum will form a major thrust of this workshop.

*Nov. 1—4:00—Dowswell*

**Stupid Webpage Tricks**

After mastering the basics of webpage design, it's time to add some fanciness to your website. In this workshop, we'll talk about create mouse rollovers, photoediting, attaching multimedia elements, and much more to your masterpiece.

*Nov. 5—4:00—Dowswell*

**Photoediting with Adobe Photoshop Elements**

With the new Adobe Photoshop Elements software, your digital images no longer have to be a compromise. Use Photoshop Elements for editing, doctoring, and fixing things for desktop publishing, Hyperstudio, Presentations and the Web.

*Nov. 6—4:00—Dowswell*

**What's New in Primary/Junior/Intermediate Math?**

EDU has licensed a number of new titles for use in the Primary/Junior/Intermediate Mathematics Classroom. In this session, we will explore the software and make the ties to the Ontario Curriculum.

*Nov. 8/15/22—4:00—Dowswell*

**The Internet in Your Classroom**

In this session, we will explore many Internet resources and tie these resources directly to curriculum and classroom activities. The value of WebQuests, Scavenger hunts, Ask an Expert experiences, the Science and Technology and Social Studies, History and Geography, Mathematics CD-ROMs and other teacher directed strategies to ensure that students access information wisely will form the basis for this session.

*Nov. 12—4:00—Dowswell*

**Advanced Hyperstudio Concepts**

In this workshop, we will address some of the advanced features, bells, and whistles that add those finishing touches to Hyperstudio stacks. Participants should be comfortable with basic stack design and are looking for more in terms of graphic editing, navigation, and multimedia features.

*Nov. 13—4:00—Dowswell*

**Surf Less, Find More**

One of the real frustrations of using the Internet is the difficulty using search engines to find exactly what you're looking for. Are you tired of searching and getting 100 000 "hits"? We'll investigate how to get the most from various Internet search tools.

Nov. 14—4:00—Park Street

**Just Spreadsheets**

Beginning in Grade 5 and throughout the curriculum, you will find numerous references to students working with and analysing data organised in spreadsheets. In this workshop, that's all we'll do -- just spreadsheets.

Nov. 20—4:00—Park Street

**Introduction to Filemaker Pro**

The Ministry licensed Filemaker Pro application puts the power of an industry strength database application into the classroom. This session, designed for beginners, will go through the process of database creation and manipulation.

Nov. 21—4:00—Park Street

**Making Movies**

With Digital Cameras, iMovie, and a little inspiration, you and your students can become movie makers! In this workshop, you'll learn how to integrate digital video, sounds, animations, stills, etc. to produce your own movies and Quicktime productions.

Nov. 28—4:00—Park Street

**CIESC - Elementary**

This session is designed to let each elementary school know the status of software licensing and acquisition as well as what new resources and materials are available to all elementary schools. An important part of these sessions is the sharing of classroom successes.

Nov. 26—4:00—Park Street

Nov. 27—4:00—Dowswell

**Greater Essex County District School Board Home Page**

- <http://www.gecdsb.on.ca>

**BookIT Professional Development Registration Service**

- <http://bookit.gecdsb.on.ca>

MON TUE WED THU FRI

December 2001

MON	TUE	WED	THU	FRI
<b>3</b> Desktop Publishing with Microsoft Publisher Minicourse	<b>4</b> Webpage Design with Claris Homepage	<b>5</b>	<b>6</b>	<b>7</b>
<b>10</b> Desktop Publishing with Microsoft Publisher Minicourse	<b>11</b>	<b>12</b>	<b>13</b>	<b>14</b>

**Webpage Design with Claris Homepage**

After you've surfed a bit, the next step is to create your own, your student's, or your school's presence on the Internet with a personally crafted Web Page. In this session, you'll learn the ins and outs of HTML writing and build a powerful page in the process. Consider the Internet as the ultimate publishing and multimedia experience.

Dec. 4—4:00—Dowswell

**Desktop Publishing with Microsoft Publisher Minicourse**

The Ministry licensed Microsoft Publisher application lets students experience, first hand, the power of the computer in the area of desktop publishing. The ability to create attractively formatted documents reaches into so many curriculum areas that it makes this one of the most popular applications in schools. Applicants must attend both sessions.

Dec. 3, 10—4:00—Dowswell



BookIT is an online service that allows all Greater Essex County teachers complete control over their Professional Development agendas. All of the institute offerings are online and all registration will be done with BookIT. Here's a quick introduction:

Current Users Log In:	
Username:	d.peterson
Password:	*****
Submit	

### Logging On

As more and more services become electronic, there are concerns about the number of different logins and passwords that you must be able to manage. Fortunately, with BookIT, another login wasn't added to the fray. In this case, you will use the same login that you do for your First Class email account. There is a default password, as indicated on First Class. On your first trip to BookIT, you should do two things:

Change your password from the default to something different

Enter your school location. If you teach at two or more different schools, enter the school where your paycheck is sent.

### Finding an Institute

OK, you're in. Now, how do you find something in which to enroll?

<a href="#">Advanced Search:</a>
<a href="#">Browse All Upcoming Institutes:</a>
<a href="#">View My Institutes:</a>

The first time in, you may wish to just Browse all of the Upcoming institutes. There are a lot of them so be prepared to spend some quality reading time.

### Registering for an Institute

Now, you've found the ideal session for you. You'll notice that there is a little button labelled "Register". Click on it and you're IN! BookIT will also send an email to your First Class account confirming your registration. If you look at the bottom of the screen when you login, you'll see a listing of all of the institutes that you have registered for.

### Whoops!

You didn't mean to register for THAT institute? Or, perhaps you end up with personal conflicts later on and can't attend? You're in complete control. No more calling, faxing, or emailing to unenroll. Just log into BookIT and DELETE yourself from the session.

### Waiting Lists

Sometimes an institute is so popular that it fills up quickly. If the presenter has configured it properly, you'll see a WAITING LIST button instead of a REGISTER button. Clicking this puts you on a waiting list. If there are any cancellations, those on the Waiting List will be registered on a first come, first served basis.

### Evaluating the Institute

After the institute, you should log back into BookIT. Beside the institute that you attended, you will find that you now have the ability to evaluate the institute. Please take some time to add some thoughtful comments. These will be used for planning for sessions in the future.

### Certificate of Completion

Finally, after you have evaluated the institute, BookIT will run a routine to generate you your own personalized Certificate of Completion. The certificate will come in PDF format to your First Class mailbox. In order to get to the certificate, you will need to download it and open the certificate with Adobe Acrobat. From there, if your Professional Development portfolio records things in paper format, send your certificate to the printer. If your portfolio is electronic, simply add the PDF certificate file.

Register	<input type="checkbox"/> Yes	<a href="#">59</a> (5/0)	W-52 Where, Who and What in the World...?	1/29/2001 1:00 PM	Elementary, Geography,	This workshop is for Grades 7 and 8 Geography teachers. A new core learning resource has been selected for our Intermediate Geography programs. Workshop participants will have an opportunity to examine the new system resources and discuss with peers the issues, and answers, related to implementing the new curriculum. Presenter: selected publisher
Register		<a href="#">18</a> (9/0)	W-13 CIESC Elementary	1/29/2001 4:00 PM	Elementary, CIESC,	This session is designed to let each elementary school know the status of software licensing and acquisition, as well as what new resources and materials are available. An important part of these sessions is the sharing of classroom successes.